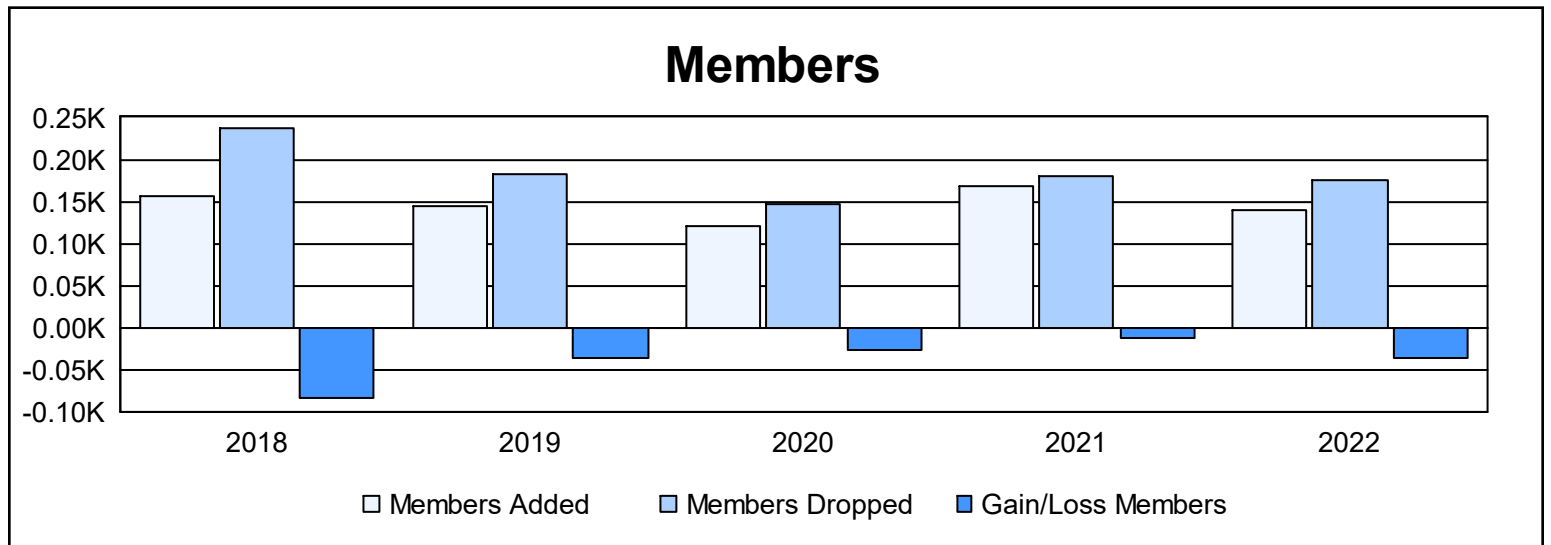
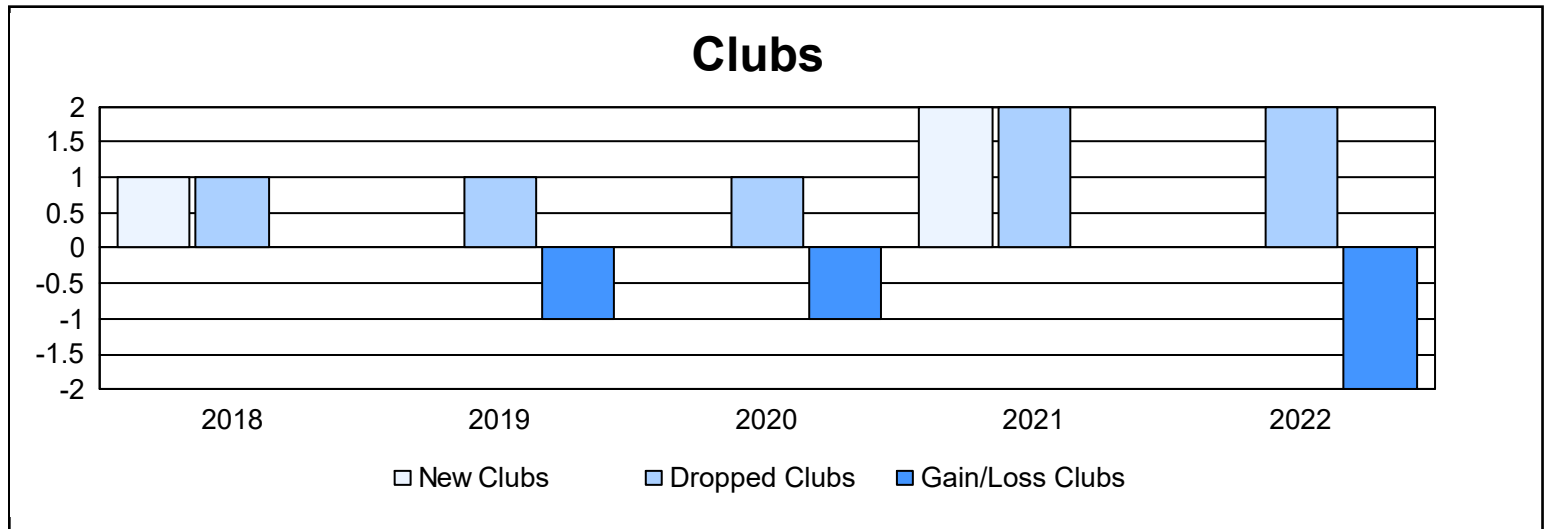
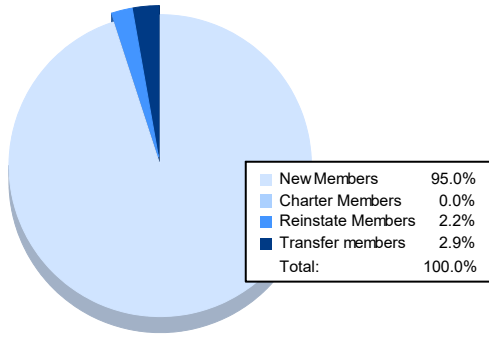


Year	New Clubs	Dropped Clubs	Gain/ Loss Clubs	New Members	Charter Members	Reinstate Members	Transfer Members	Total Member Added	Total Members Dropped	Gain/ Loss Members
2017-2018	1	1	0	96	21	29	9	155	238	-83
2018-2019	0	1	-1	118	4	6	17	145	182	-37
2019-2020	0	1	-1	108	2	5	6	121	147	-26
2020-2021	2	2	0	104	57	5	3	169	181	-12
2021-2022	0	2	-2	132	0	3	4	139	176	-37
<b>Average</b>	<b>1</b>	<b>1</b>	<b>-1</b>	<b>112</b>	<b>17</b>	<b>10</b>	<b>8</b>	<b>146</b>	<b>185</b>	<b>-39</b>



### Membership Composition June 2022 Cumulative



### Gender Composition June 2022 Cumulative

